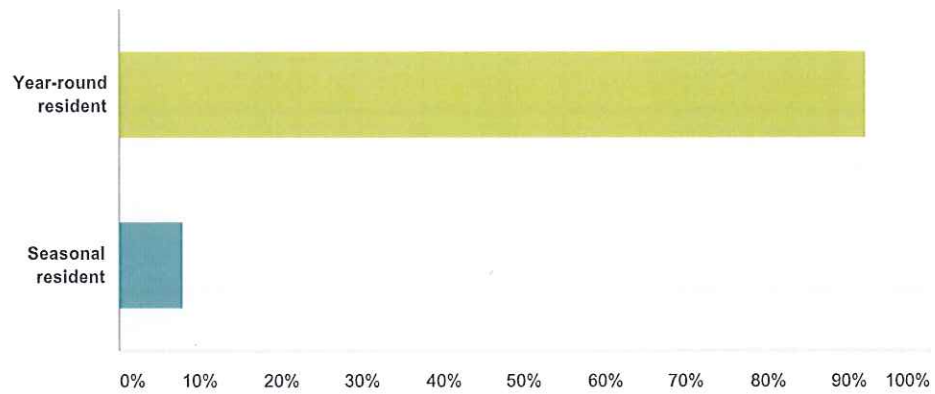


Lakeville Master Plan Update Survey

Q1 Residential Status

Answered: 456 Skipped: 4

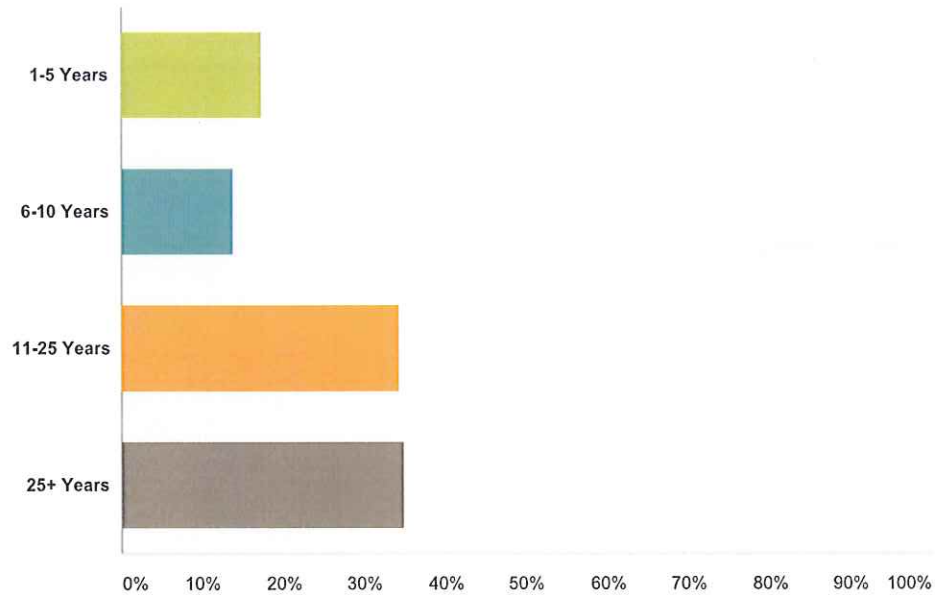


Answer Choices	Responses	
Year-round resident	92.11%	420
Seasonal resident	7.89%	36
Total		456

Lakeville Master Plan Update Survey

Q2 How long have you resided in town (year-round or seasonally)?

Answered: 457 Skipped: 3

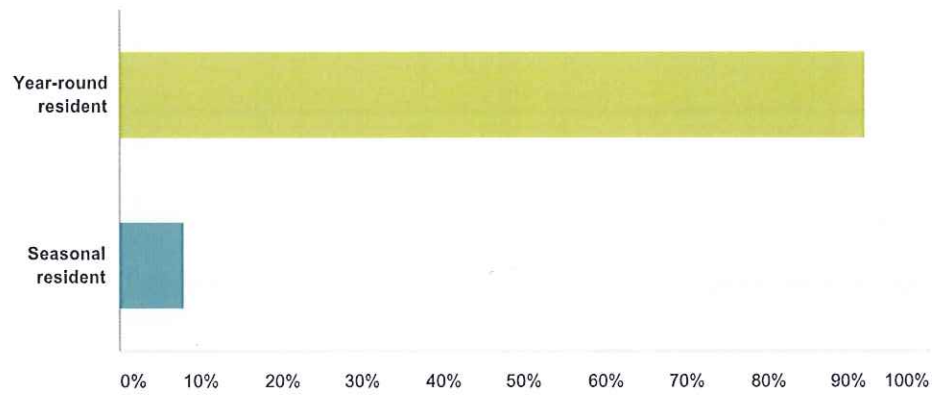


Answer Choices	Responses	
1-5 Years	17.29%	79
6-10 Years	13.79%	63
11-25 Years	34.14%	156
25+ Years	34.79%	159
Total		457

Lakeville Master Plan Update Survey

Q1 Residential Status

Answered: 456 Skipped: 4

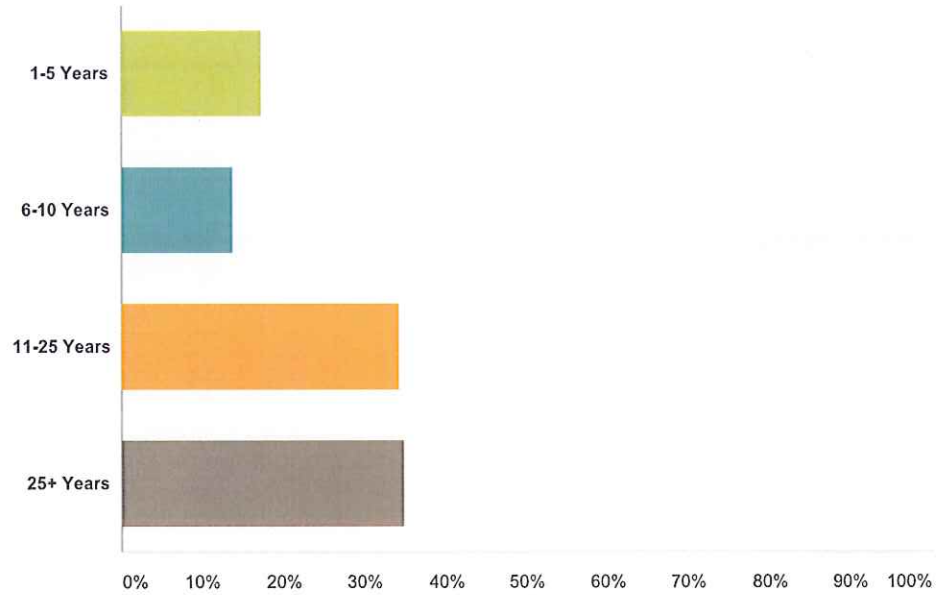


Answer Choices	Responses	
Year-round resident	92.11%	420
Seasonal resident	7.89%	36
Total		456

Lakeville Master Plan Update Survey

Q2 How long have you resided in town (year-round or seasonally)?

Answered: 457 Skipped: 3

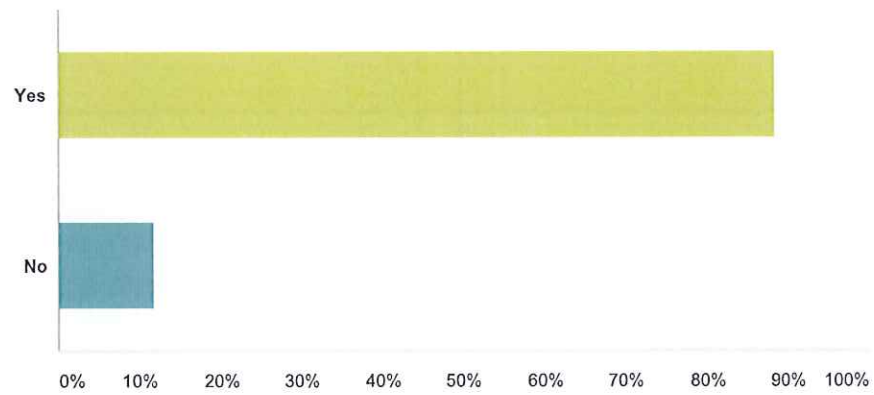


Answer Choices	Responses	
1-5 Years	17.29%	79
6-10 Years	13.79%	63
11-25 Years	34.14%	156
25+ Years	34.79%	159
Total		457

Lakeville Master Plan Update Survey

Q3 Are you registered to vote in Lakeville?

Answered: 455 Skipped: 5

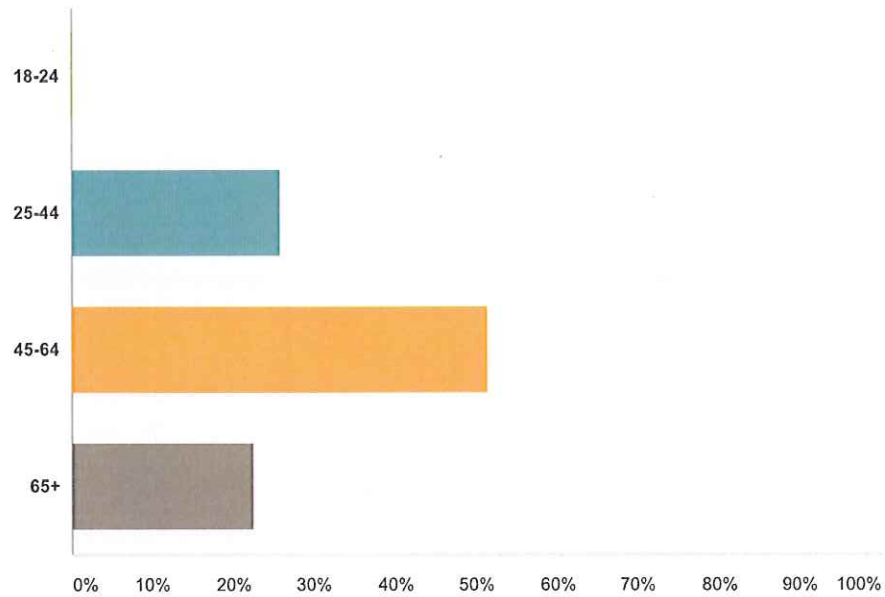


Answer Choices	Responses	
Yes	88.35%	402
No	11.65%	53
Total		455

Lakeville Master Plan Update Survey

Q4 What is your age range?

Answered: 457 Skipped: 3

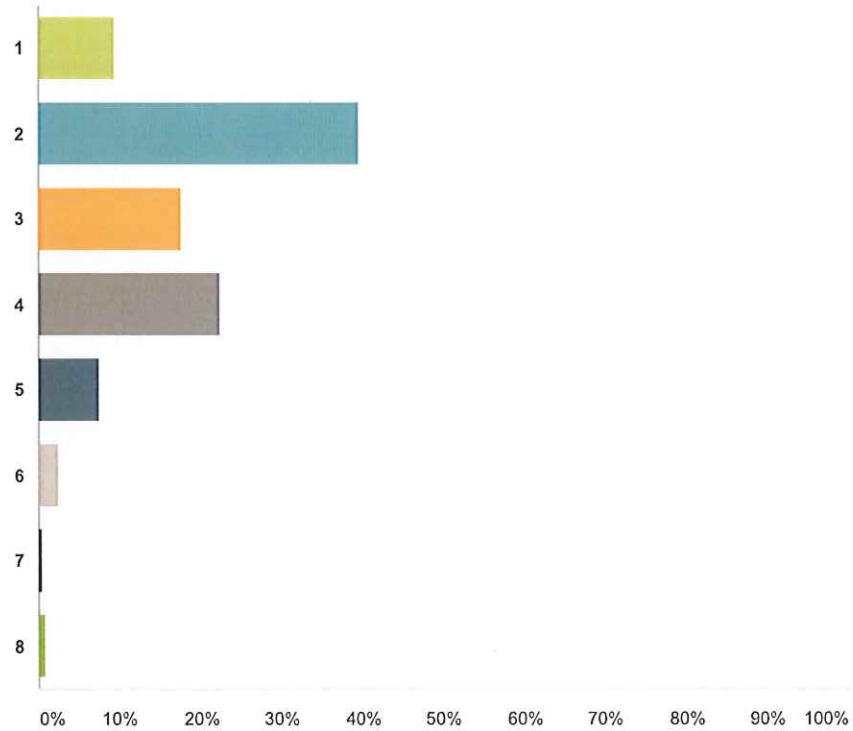


Answer Choices	Responses
18-24	0.22% 1
25-44	25.82% 118
45-64	51.42% 235
65+	22.54% 103
Total	457

Lakeville Master Plan Update Survey

Q5 How many people currently live in your residence?

Answered: 453 Skipped: 7

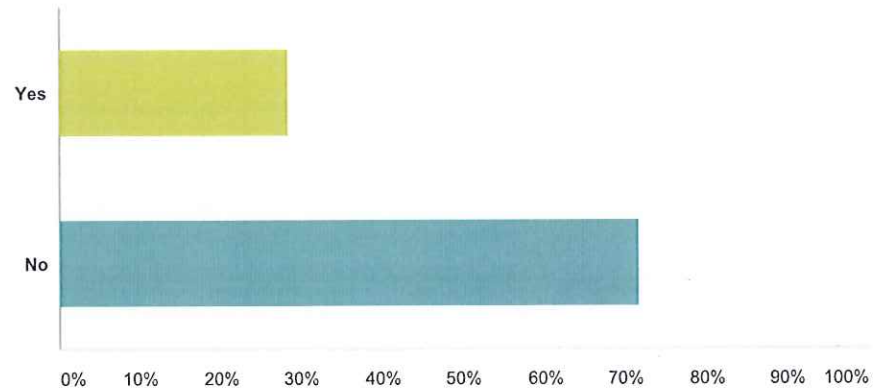


Answer Choices	Responses	
1	9.49%	43
2	39.51%	179
3	17.44%	79
4	22.30%	101
5	7.51%	34
6	2.43%	11
7	0.44%	2
8	0.88%	4
Total		453

Lakeville Master Plan Update Survey

Q6 Do you have school aged children?

Answered: 457 Skipped: 3

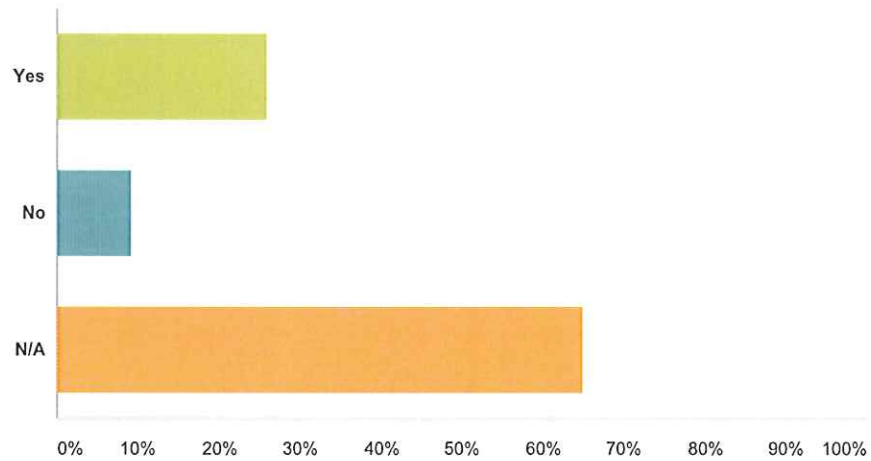


Answer Choices	Responses	
Yes	28.45%	130
No	71.55%	327
Total		457

Lakeville Master Plan Update Survey

Q7 If you have school aged children, are they enrolled in the Freetown/Lakeville school system?

Answered: 405 Skipped: 55

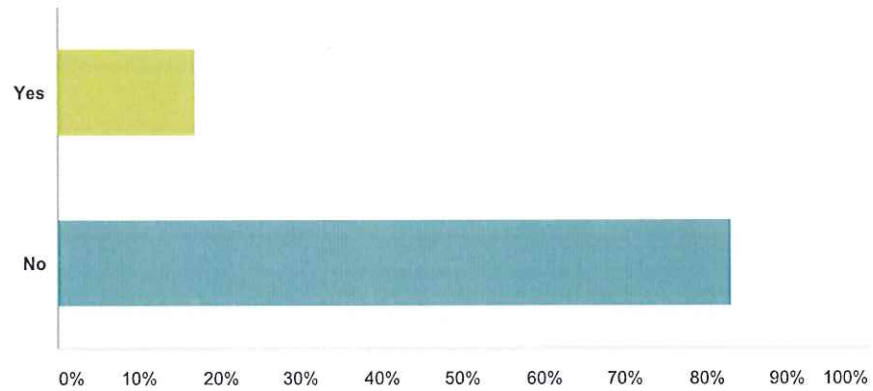


Answer Choices	Responses
Yes	25.93% 105
No	9.14% 37
N/A	64.94% 263
Total	405

Lakeville Master Plan Update Survey

Q8 Do you have aging family members (65+) living with you at home?

Answered: 453 Skipped: 7

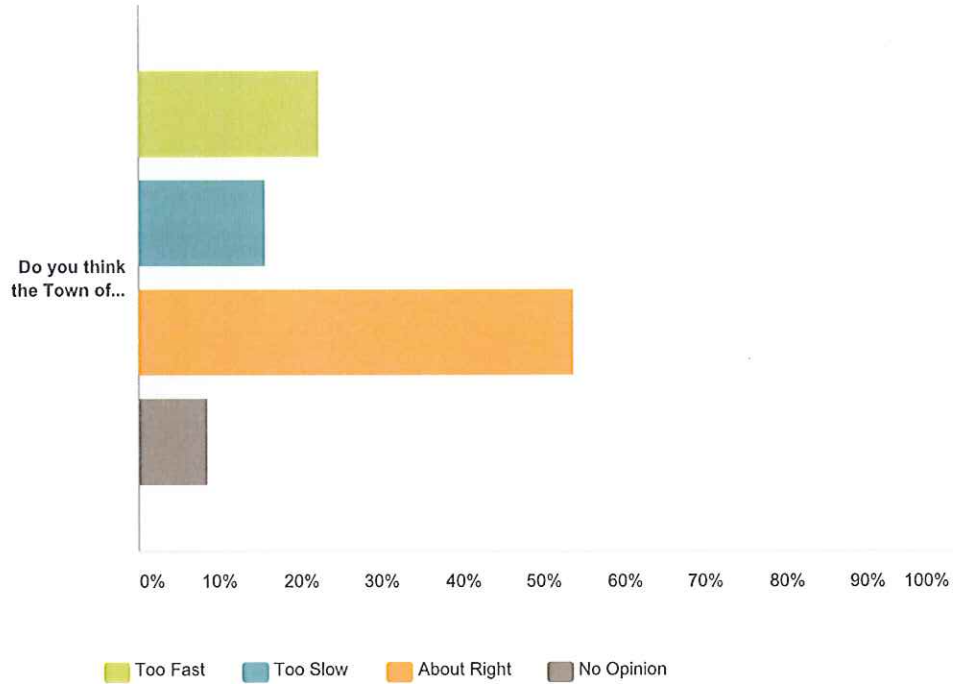


Answer Choices	Responses	
Yes	17.00%	77
No	83.00%	376
Total		453

Lakeville Master Plan Update Survey

Q9 Please share your thoughts regarding growth.

Answered: 449 Skipped: 11

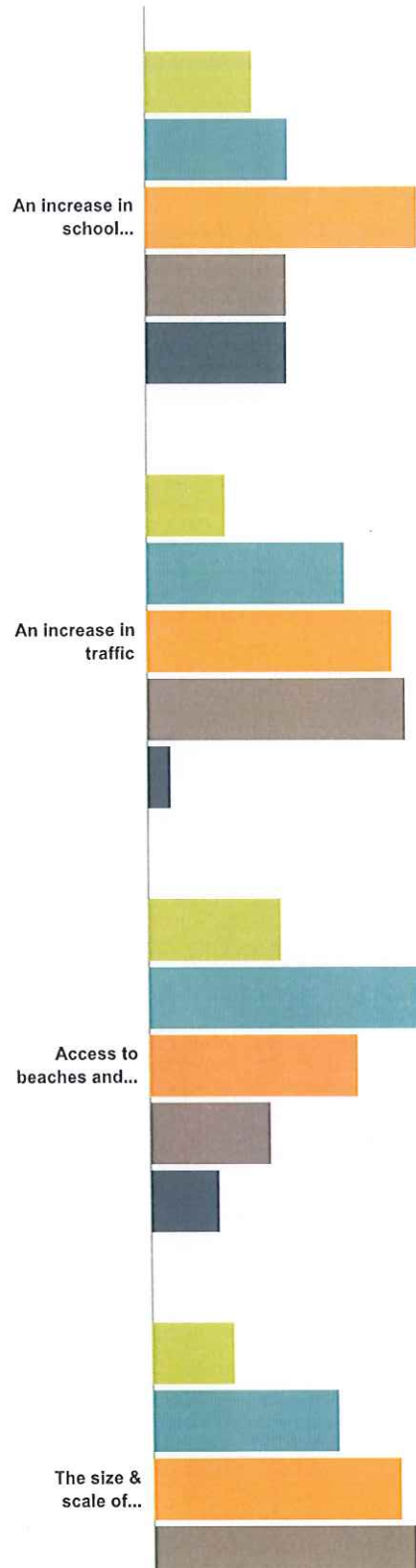


	Too Fast	Too Slow	About Right	No Opinion	Total
Do you think the Town of Lakeville in general is growing?	22.27% 100	15.59% 70	53.67% 241	8.46% 38	449

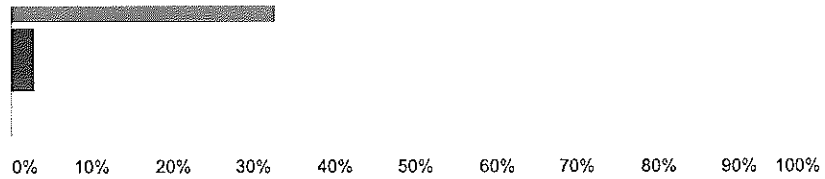
Lakeville Master Plan Update Survey

Q10 Please indicate your level of concern with:

Answered: 458 Skipped: 2



Lakeville Master Plan Update Survey

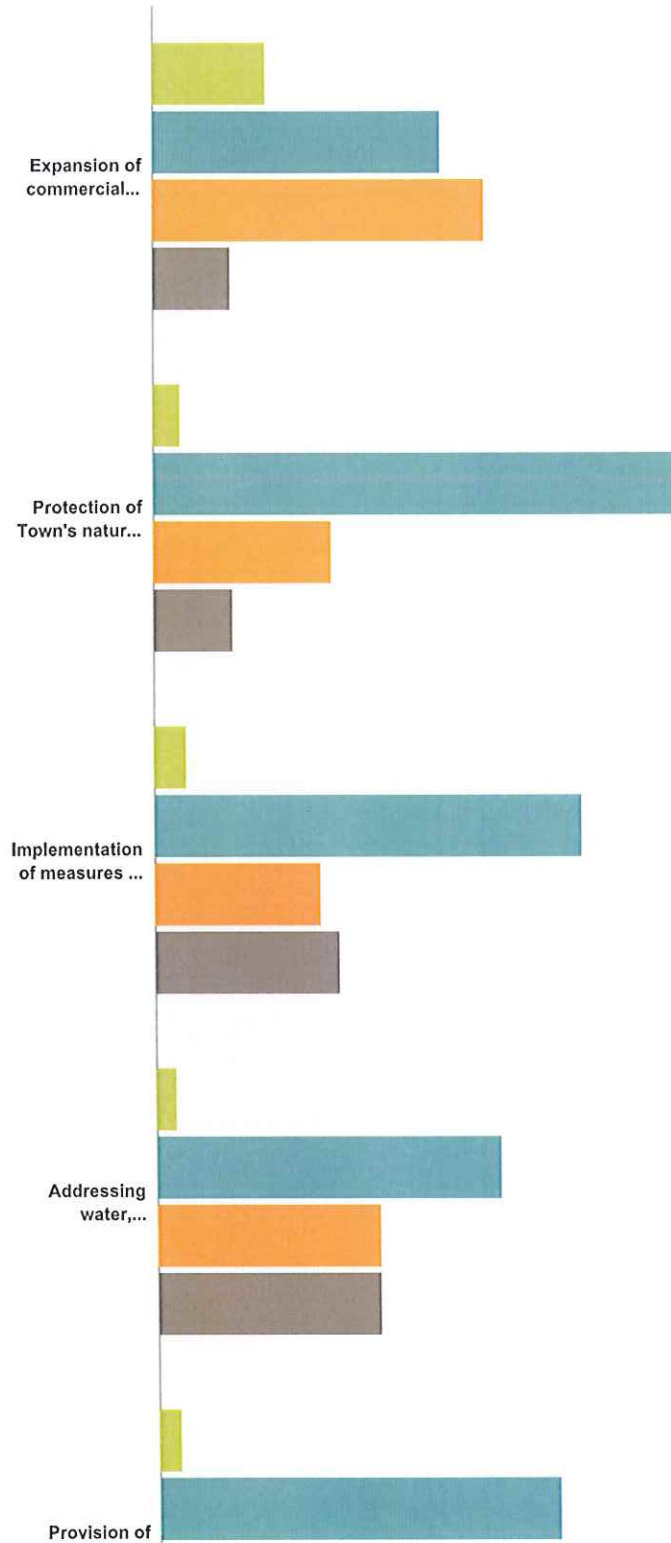


Not at all Concerned
 Not Very Concerned
 Somewhat Concerned
 Very Concerned
 No Opinion

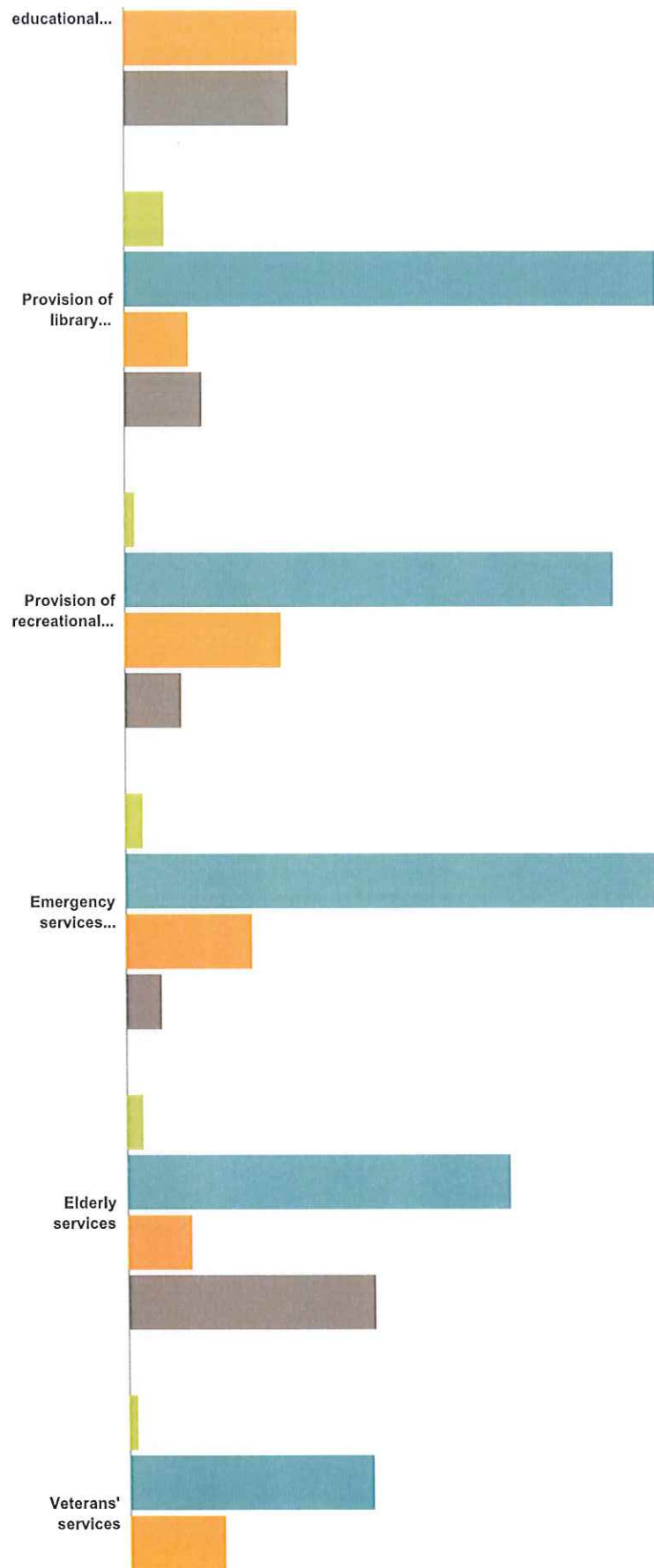
	Not at all Concerned	Not Very Concerned	Somewhat Concerned	Very Concerned	No Opinion	Total
An increase in school enrollment	13.35% 61	17.72% 81	33.92% 155	17.51% 80	17.51% 80	457
An increase in traffic	9.87% 45	24.56% 112	30.48% 139	32.24% 147	2.85% 13	456
Access to beaches and recreational facilities	16.52% 75	33.92% 154	25.99% 118	14.98% 68	8.59% 39	454
The size & scale of commercial development	10.33% 47	23.08% 105	30.99% 141	32.75% 149	2.86% 13	455

Q11 Please indicate your level of satisfaction with current efforts by the town in the following areas:

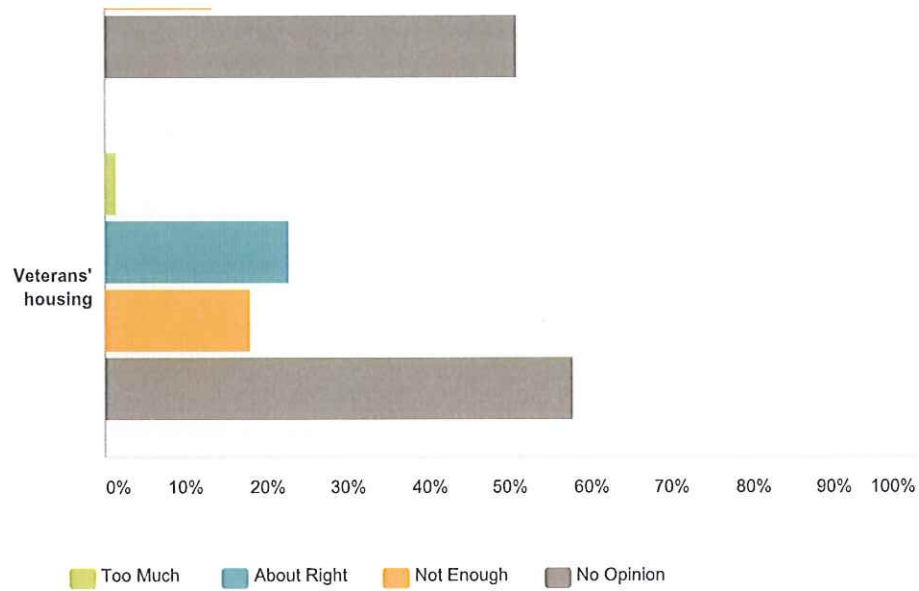
Answered: 457 Skipped: 3



Lakeville Master Plan Update Survey



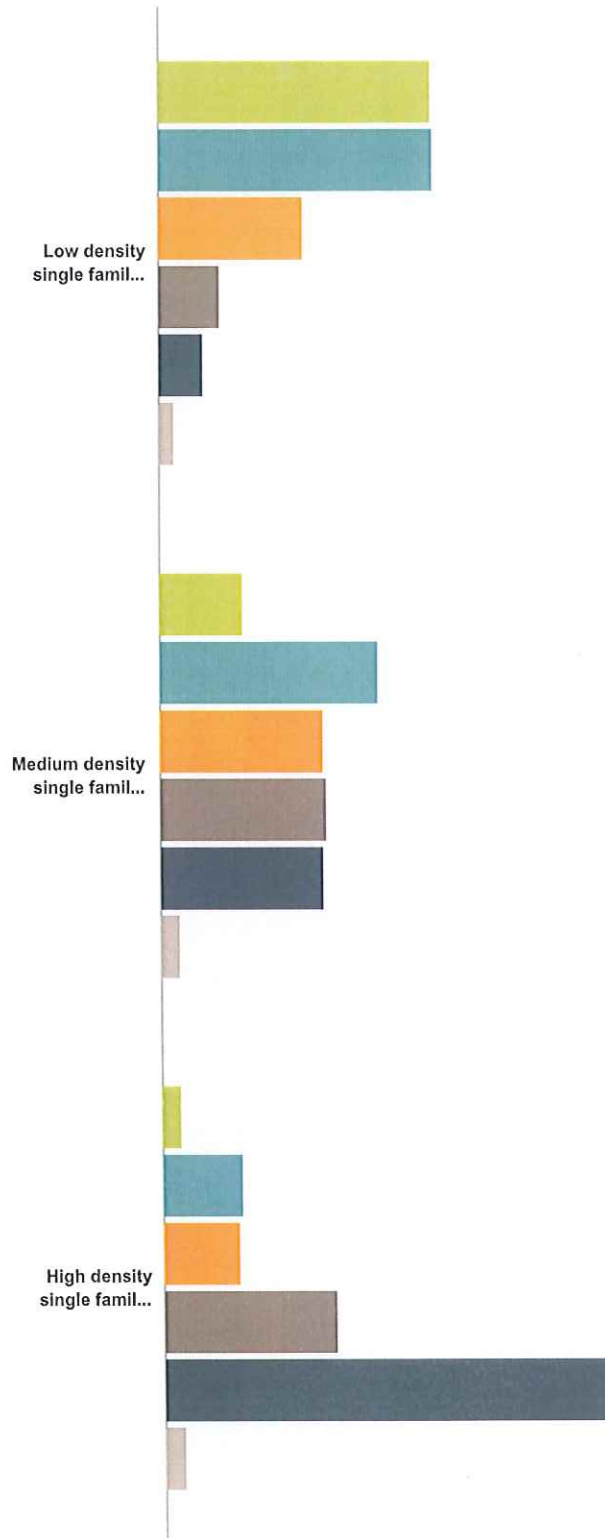
Lakeville Master Plan Update Survey



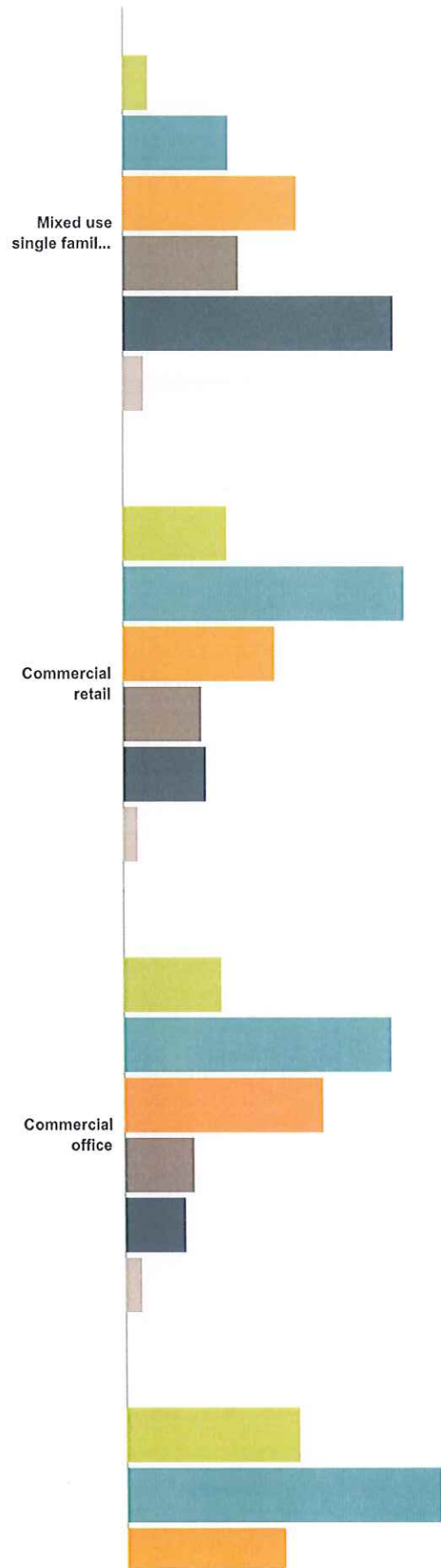
	Too Much	About Right	Not Enough	No Opinion	Total
Expansion of commercial opportunities	13.97% 63	35.48% 160	41.02% 185	9.53% 43	451
Protection of Town's natural resources	3.30% 15	64.84% 295	21.98% 100	9.89% 45	455
Implementation of measures to protect the health of the Assawompset Pond Complex	3.97% 18	52.76% 239	20.53% 93	22.74% 103	453
Addressing water, wastewater and stormwater problems in locations with critical problems	2.42% 11	42.51% 193	27.53% 125	27.53% 125	454
Provision of educational opportunities	2.65% 12	49.78% 225	24.34% 110	23.23% 105	452
Provision of library services	5.57% 25	74.61% 335	8.91% 40	10.91% 49	449
Provision of recreational facilities and services such as parks and playgrounds	1.55% 7	68.51% 309	21.95% 99	7.98% 36	451
Emergency services Police/Fire	2.42% 11	74.73% 340	17.80% 81	5.05% 23	455
Elderly services	2.21% 10	53.86% 244	9.05% 41	34.88% 158	453
Veterans' services	1.33% 6	34.44% 155	13.33% 60	50.89% 229	450
Veterans' housing	1.55% 7	22.79% 103	17.92% 81	57.74% 261	452

Q12 Please tell us how you feel about the following types of development that could occur within Lakeville.

Answered: 458 Skipped: 2



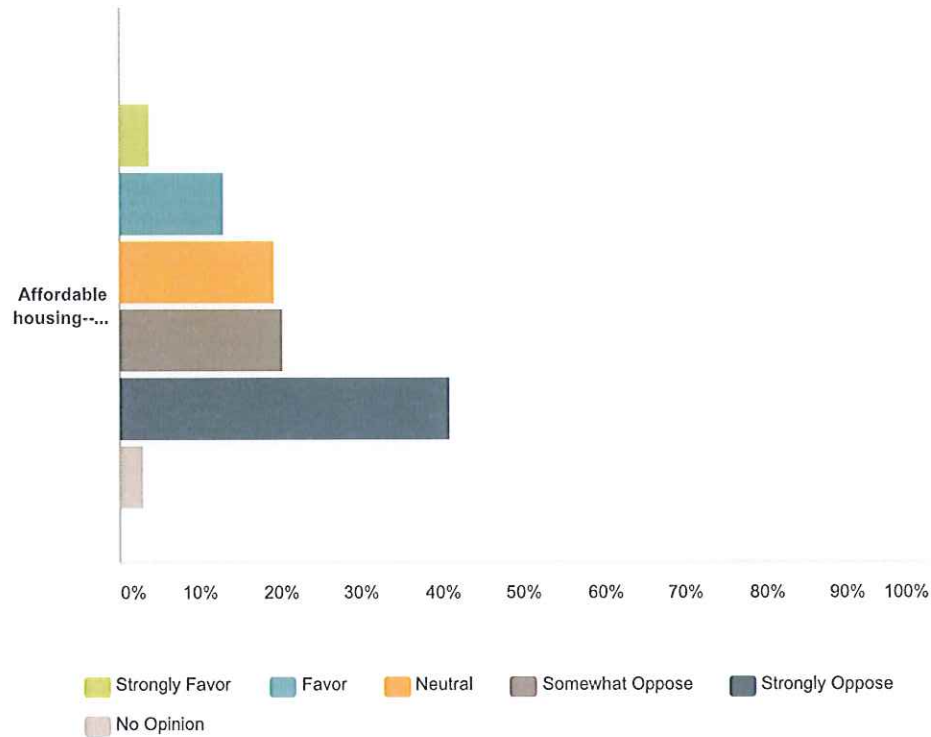
Lakeville Master Plan Update Survey



Lakeville Master Plan Update Survey



Lakeville Master Plan Update Survey

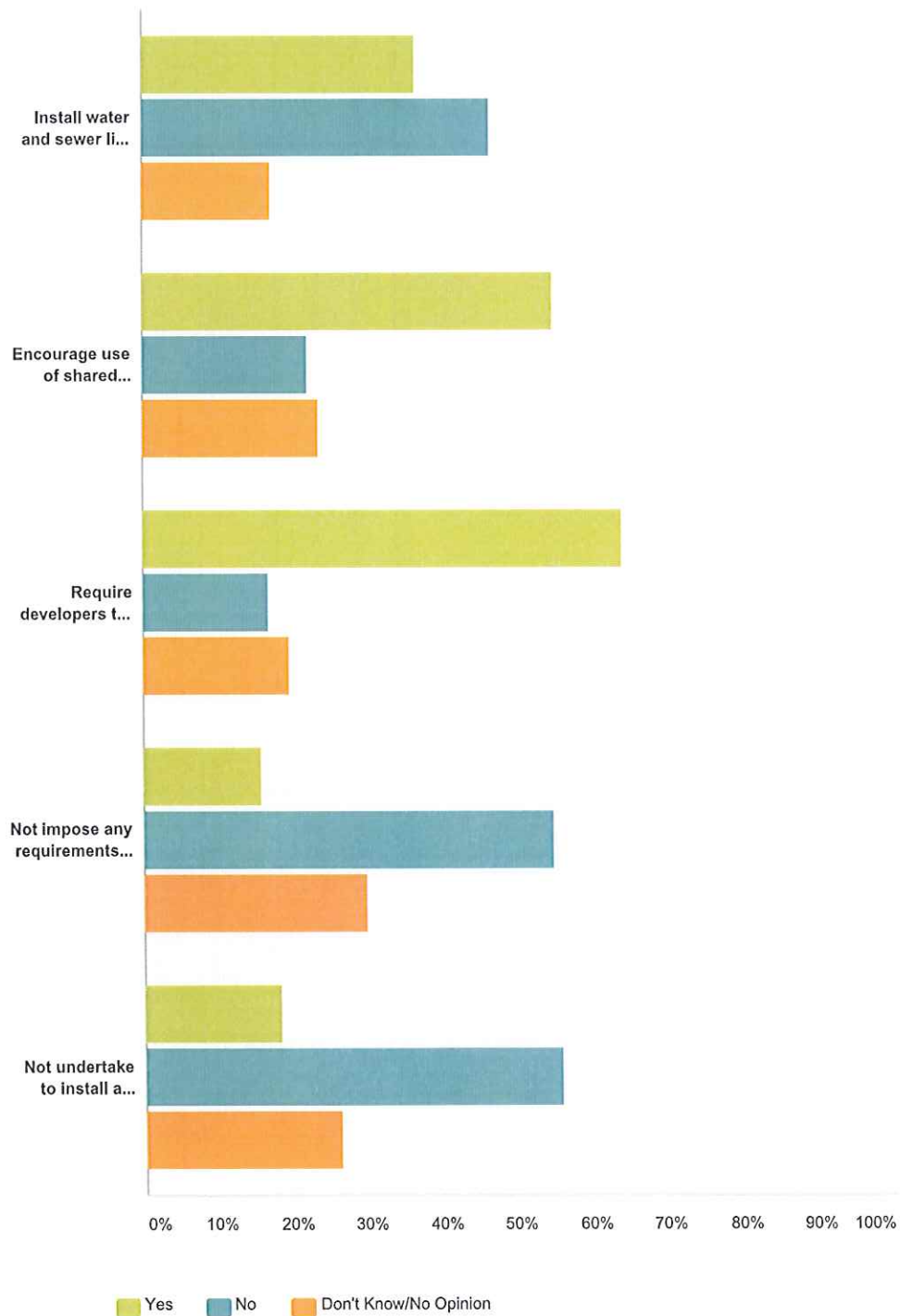


	Strongly Favor	Favor	Neutral	Somewhat Oppose	Strongly Oppose	No Opinion	Total
Low density single family residential - 1 3/4 acre or larger lots (~70,000 sq. ft.)	33.63% 151	33.85% 152	17.82% 80	7.57% 34	5.35% 24	1.78% 8	449
Medium density single family residential - 1 acre or larger lots (~40,000 sq. ft.)	10.15% 46	26.93% 122	20.09% 91	20.53% 93	20.09% 91	2.21% 10	453
High density single family residential - 1/2 acre or larger lots (~20,000 sq. ft.)	2.23% 10	9.82% 44	9.38% 42	21.21% 95	54.91% 246	2.46% 11	448
Mixed use single family residential and commercial on the same lot	3.53% 16	14.79% 67	24.50% 111	16.34% 74	37.97% 172	2.87% 13	453
Commercial retail	14.60% 66	39.38% 178	21.24% 96	11.06% 50	11.73% 53	1.99% 9	452
Commercial office	13.80% 61	37.56% 166	28.05% 124	9.73% 43	8.60% 38	2.26% 10	442
Single family residences	24.49% 109	44.27% 197	22.25% 99	3.15% 14	4.27% 19	1.57% 7	445
Multifamily residences (apartments, condos, townhouses)	2.64% 12	11.89% 54	15.20% 69	23.79% 108	44.93% 204	1.54% 7	454
Accessory apartments	5.83% 26	13.68% 61	21.97% 98	17.04% 76	30.27% 135	11.21% 50	446
Age restricted housing for adults 55+	11.67% 53	30.84% 140	35.68% 162	8.59% 39	7.93% 36	5.29% 24	454
Affordable housing-- housing affordable to a family earning less than 80% of the area median income (\$57,000 per year for a family of 4)	3.75% 17	13.02% 59	19.21% 87	20.31% 92	40.84% 185	2.87% 13	453

Lakeville Master Plan Update Survey

Q13 In order to accommodate future development, municipal water and sewer resources will be needed. Should the town...

Answered: 456 Skipped: 4



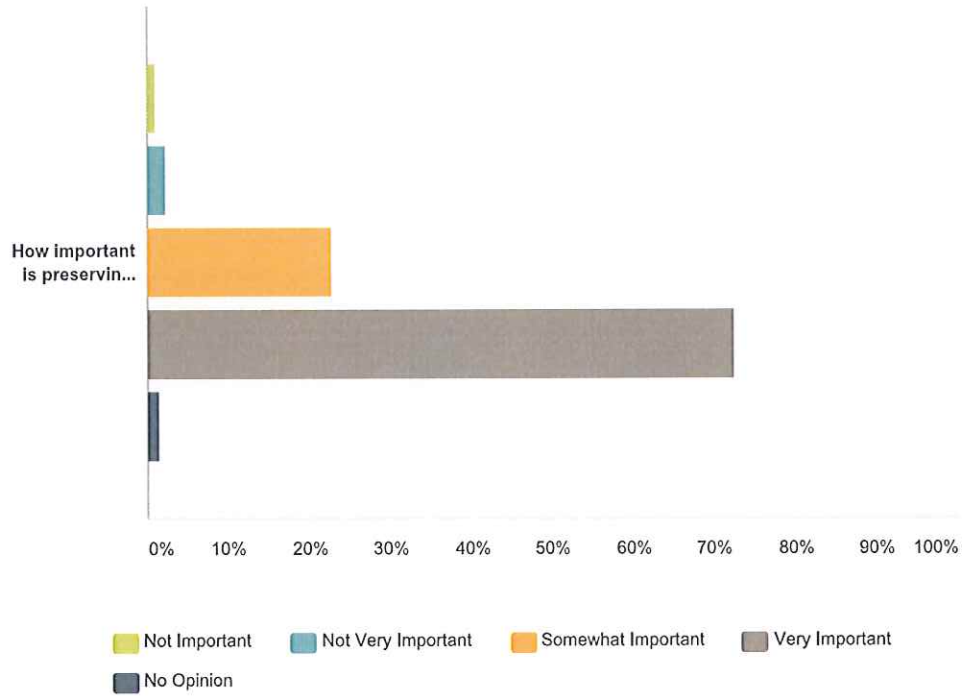
Lakeville Master Plan Update Survey

	Yes	No	Don't Know/No Opinion	Total
Install water and sewer lines in advance to meet the expected needs of future development?	36.42% 165	46.36% 210	17.22% 78	453
Encourage use of shared wastewater systems that reduce cost per installation and avoid large-scale sewer systems?	54.75% 248	21.85% 99	23.40% 106	453
Require developers to install shared water and wastewater systems if and when a development project is undertaken?	63.96% 291	16.70% 76	19.34% 88	455
Not impose any requirements for shared or community water or wastewater systems?	15.73% 70	54.61% 243	29.66% 132	445
Not undertake to install any water or wastewater systems at all?	18.26% 82	55.68% 250	26.06% 117	449

Lakeville Master Plan Update Survey

Q14 Open space and conservation

Answered: 450 Skipped: 10

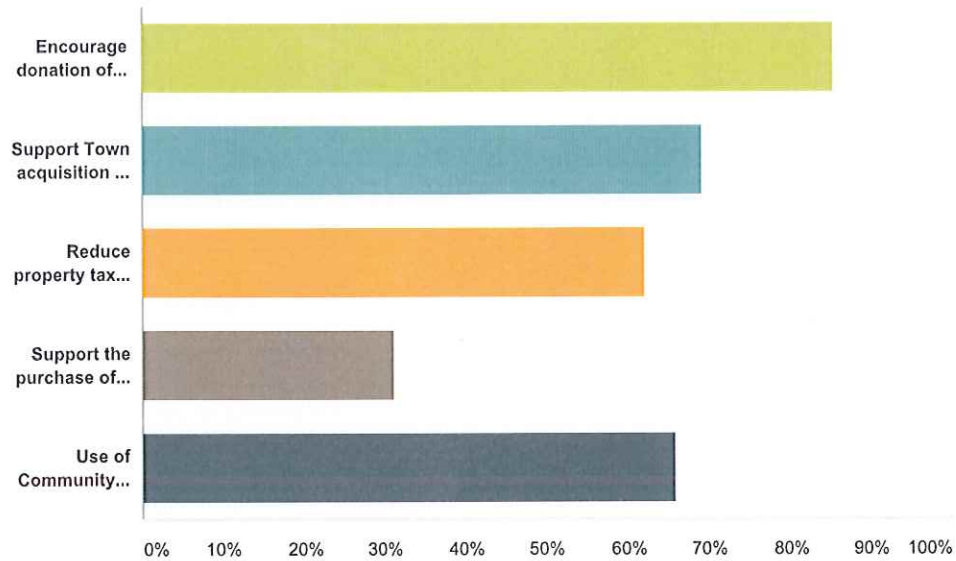


	Not Important	Not Very Important	Somewhat Important	Very Important	No Opinion	Total
How important is preserving open space?	1.11% 5	2.22% 10	22.67% 102	72.44% 326	1.56% 7	450

Lakeville Master Plan Update Survey

Q15 If you are in favor of preserving Open Space, what actions should the town take to achieve that goal? Check all that apply:

Answered: 423 Skipped: 37



Answer Choices	Responses	
Encourage donation of conservation land	85.34%	361
Support Town acquisition of land for conservation/open space	69.03%	292
Reduce property tax on farm, forest, recreation, and conservation land	61.94%	262
Support the purchase of development rights on conservation lands	31.21%	132
Use of Community Preservation Act (CPA) funds to purchase land	65.72%	278
Total Respondents: 423		

Lakeville Master Plan Update Survey

Q16 What Town assets and/or resources should Lakeville preserve for the future?

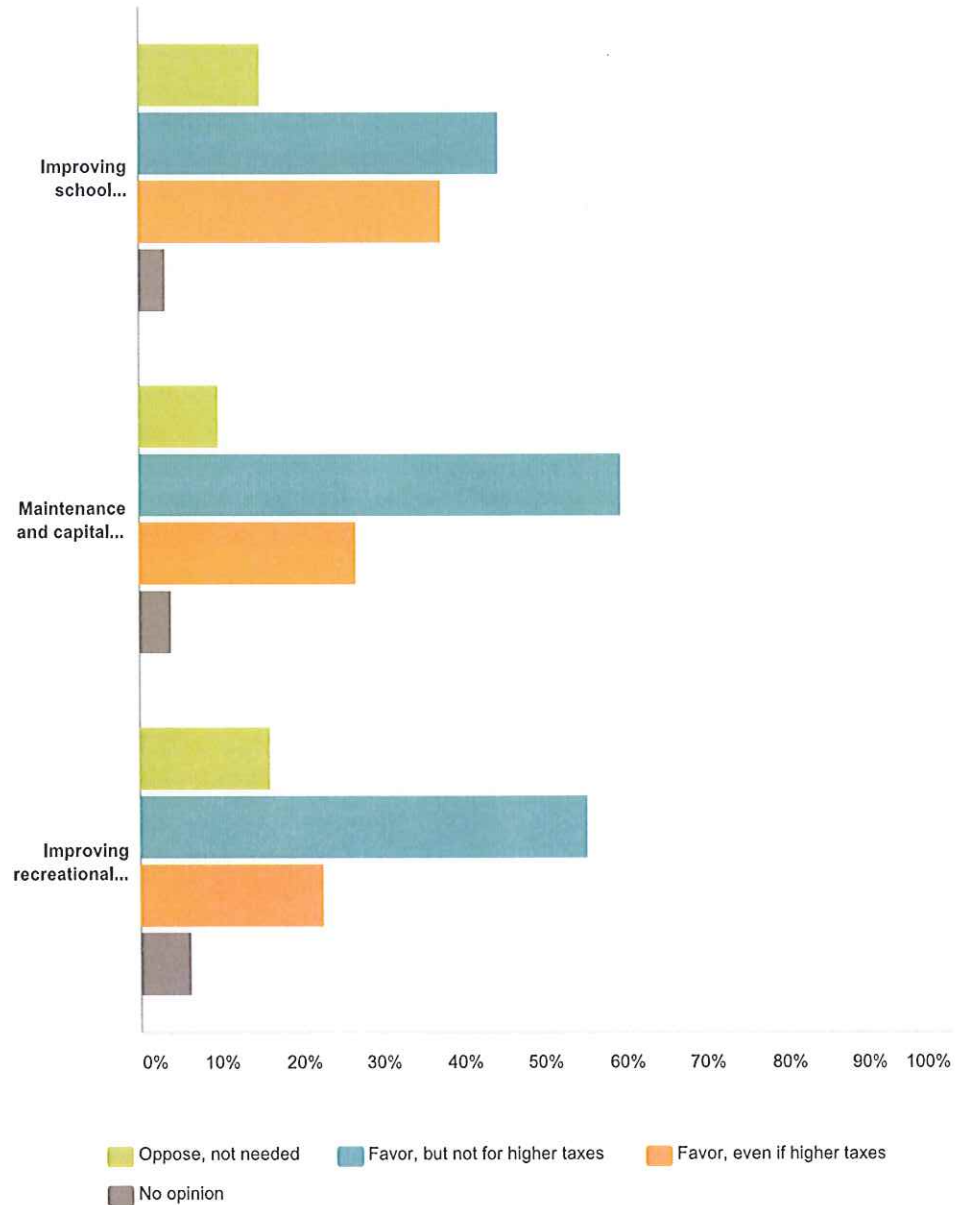
Answered: 188 Skipped: 272

Answer Choices	Responses	
Asset 1	100.00%	188
Asset 2	75.53%	142
Asset 3	50.00%	94
Asset 4	28.72%	54

Lakeville Master Plan Update Survey

Q17 Please indicate if you favor or oppose the following activities in Lakeville and if yes, are you willing to pay higher property taxes.

Answered: 454 Skipped: 6



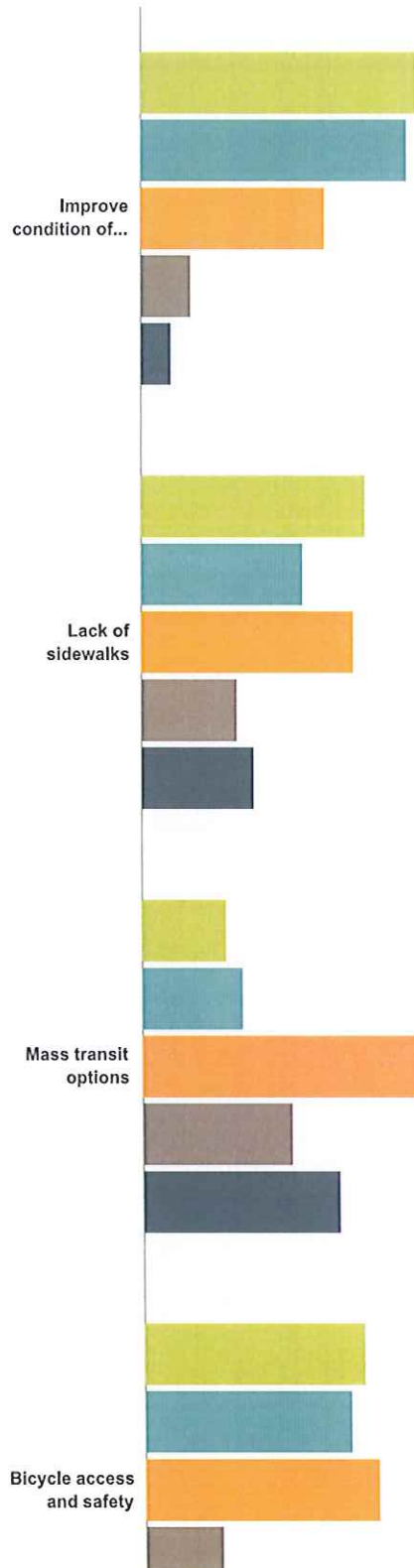
	Oppose, not needed	Favor, but not for higher taxes	Favor, even if higher taxes	No opinion	Total
Improving school facilities and education standards	15.01% 68	44.37% 201	37.31% 169	3.31% 15	453
Maintenance and capital improvements for town buildings	9.71% 44	59.60% 270	26.71% 121	3.97% 18	453
Improving recreational facilities	15.01% 68	44.37% 201	37.31% 169	3.31% 15	453

Lakeville Master Plan Update Survey

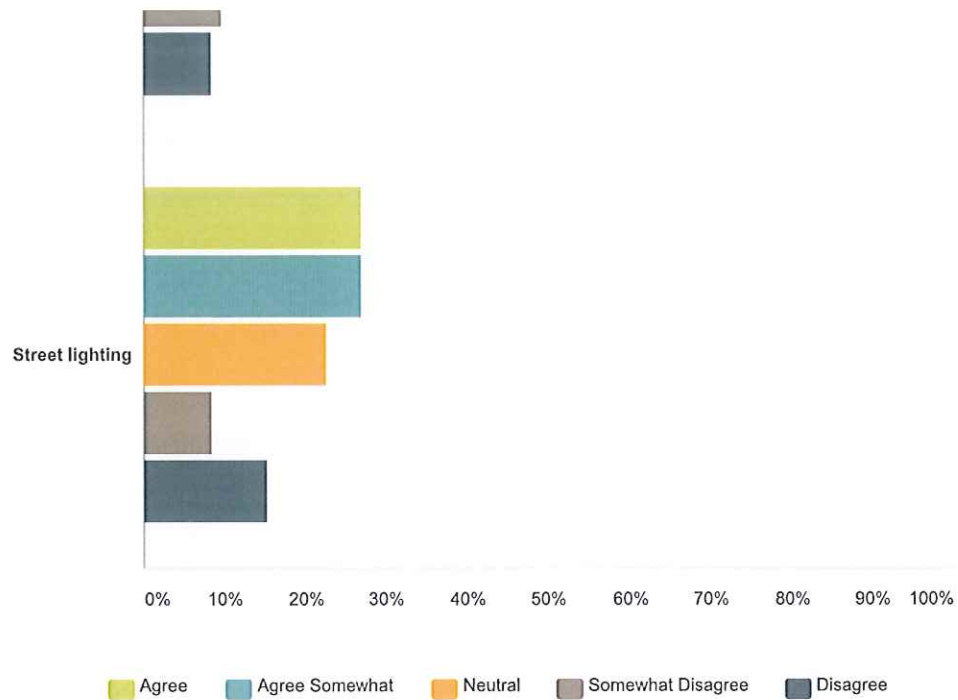
Improving recreational activities	16.08%	55.29%	22.47%	6.17%	
	73	251	102	28	454

Q18 The following are the Town's most pressing transportation needs.

Answered: 454 Skipped: 6



Lakeville Master Plan Update Survey

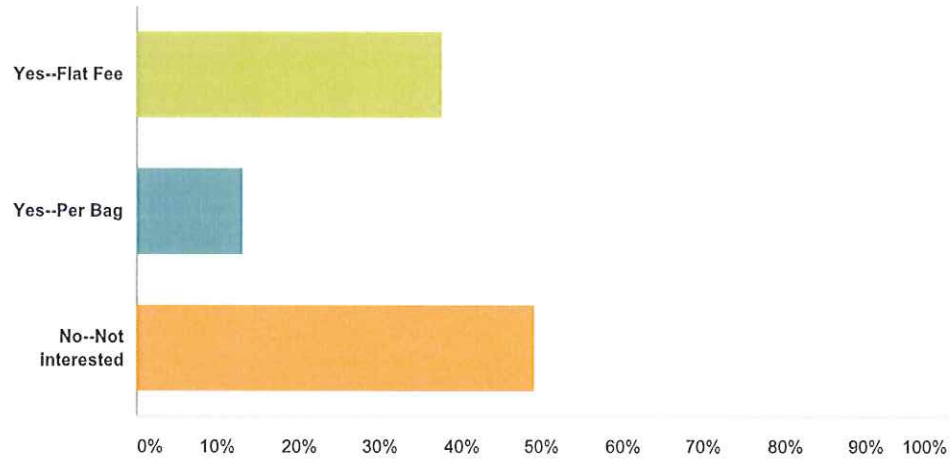


	Agree	Agree Somewhat	Neutral	Somewhat Disagree	Disagree	Total
Improve condition of roadways	34.29% 155	32.96% 149	22.79% 103	6.19% 28	3.76% 17	452
Lack of sidewalks	27.78% 125	20.00% 90	26.22% 118	12.00% 54	14.00% 63	450
Mass transit options	10.34% 46	12.58% 56	33.93% 151	18.65% 83	24.49% 109	445
Bicycle access and safety	27.27% 123	25.72% 116	29.05% 131	9.53% 43	8.43% 38	451
Street lighting	26.89% 121	26.89% 121	22.44% 101	8.44% 38	15.33% 69	450

Lakeville Master Plan Update Survey

Q19 Are you interested in municipal curbside trash pickup? If so, how would you recommend paying for the curbside pickup?

Answered: 454 Skipped: 6

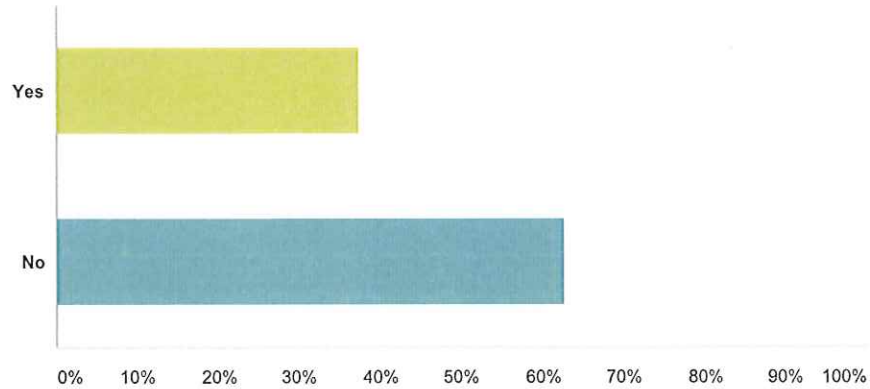


Answer Choices	Responses	
Yes--Flat Fee	37.67%	171
Yes--Per Bag	13.22%	60
No--Not interested	49.12%	223
Total		454

Lakeville Master Plan Update Survey

Q20 Should the town provide more support/incentives for new business opportunities even if they impose a cost for the town budget?

Answered: 441 Skipped: 19

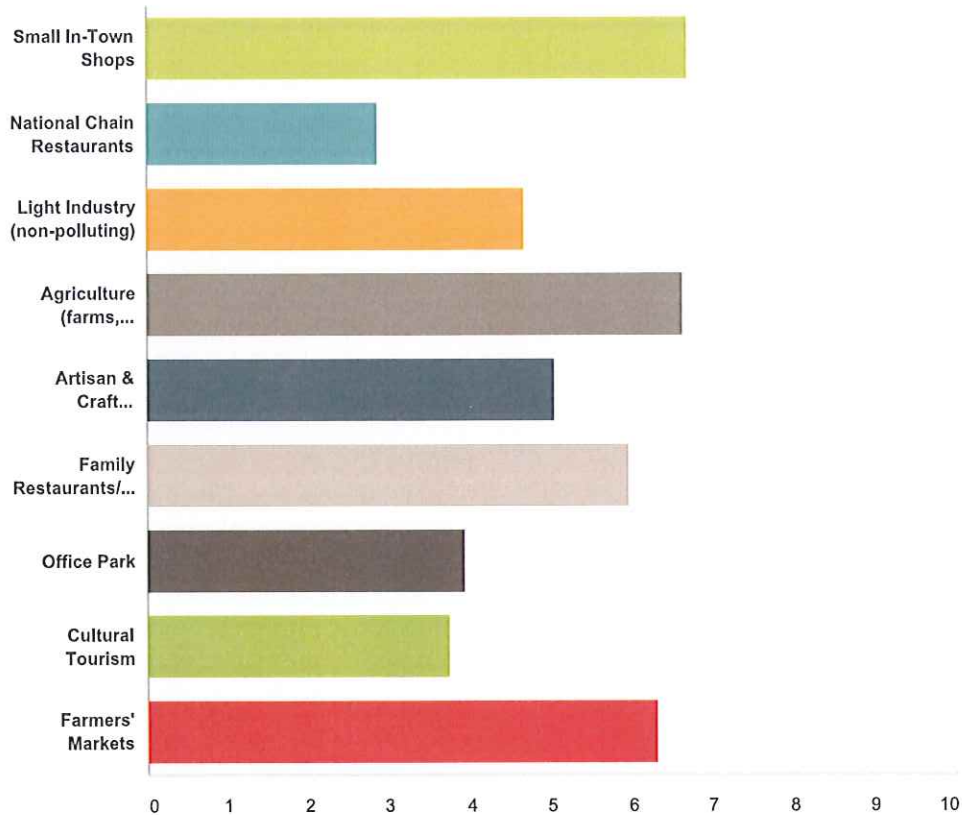


Answer Choices	Responses	
Yes	37.41%	165
No	62.59%	276
Total		441

Lakeville Master Plan Update Survey

**Q21 Rank in order of priority--1=high,
9=low, the types of economic development
the town should support/encourage:**

Answered: 446 Skipped: 14



	1	2	3	4	5	6	7	8	9	Total	Score
Small In-Town Shops	26.39% 90	15.84% 54	16.42% 56	13.78% 47	11.14% 38	8.50% 29	3.23% 11	2.64% 9	2.05% 7	341	6.69
National Chain Restaurants	5.33% 20	4.00% 15	4.53% 17	2.93% 11	7.73% 29	5.07% 19	9.07% 34	10.40% 39	50.93% 191	375	2.87
Light Industry (non-polluting)	9.78% 35	11.17% 40	6.70% 24	8.10% 29	12.01% 43	10.89% 39	15.92% 57	15.92% 57	9.50% 34	358	4.66
Agriculture (farms, nurseries, organic vegetables)	24.08% 85	17.56% 62	14.73% 52	17.00% 60	10.76% 38	5.10% 18	5.67% 20	2.83% 10	2.27% 8	353	6.61
Artisan & Craft Businesses	2.21% 8	9.67% 35	14.92% 54	16.57% 60	19.34% 70	14.09% 51	9.39% 34	8.29% 30	5.52% 20	362	5.04
Family Restaurants/Deli	13.64% 51	12.30% 46	18.18% 68	15.78% 59	14.17% 53	12.03% 45	6.95% 26	4.28% 16	2.67% 10	374	5.94
Office Park	6.72% 26	6.72% 26	6.98% 27	3.36% 13	9.04% 35	11.37% 44	20.93% 81	21.45% 83	13.44% 52	387	3.93
Cultural Tourism	2.96% 12	3.69% 15	7.14% 29	6.90% 28	10.59% 43	16.75% 68	16.50% 67	20.94% 85	14.53% 59	406	3.73

Lakeville Master Plan Update Survey

Farmers' Markets	21.00%	19.57%	12.65%	12.89%	11.46%	7.16%	6.92%	3.58%	4.77%		
	88	82	53	54	48	30	29	15	20	419	6.30

Lakeville Master Plan Update Survey

**Q22 What do you like most about living in
Lakeville?**

Answered: 401 Skipped: 59

Lakeville Master Plan Update Survey

**Q23 What do you like least about living in
Lakeville?**

Answered: 377 Skipped: 83

Lakeville Master Plan Update Survey

Q24 Please use the space below if you have any additional comments.

Answered: 187 Skipped: 273